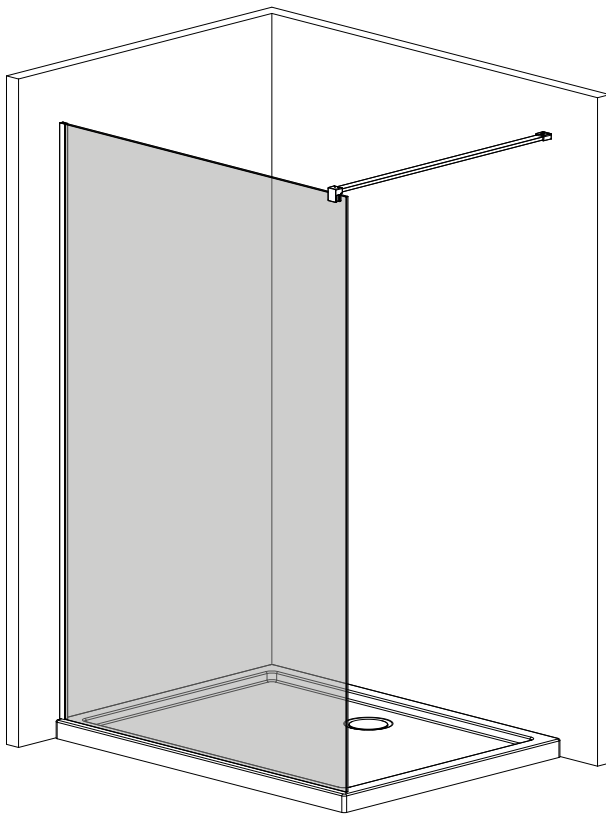


# Assembly instruction

## تعليمات التجميع

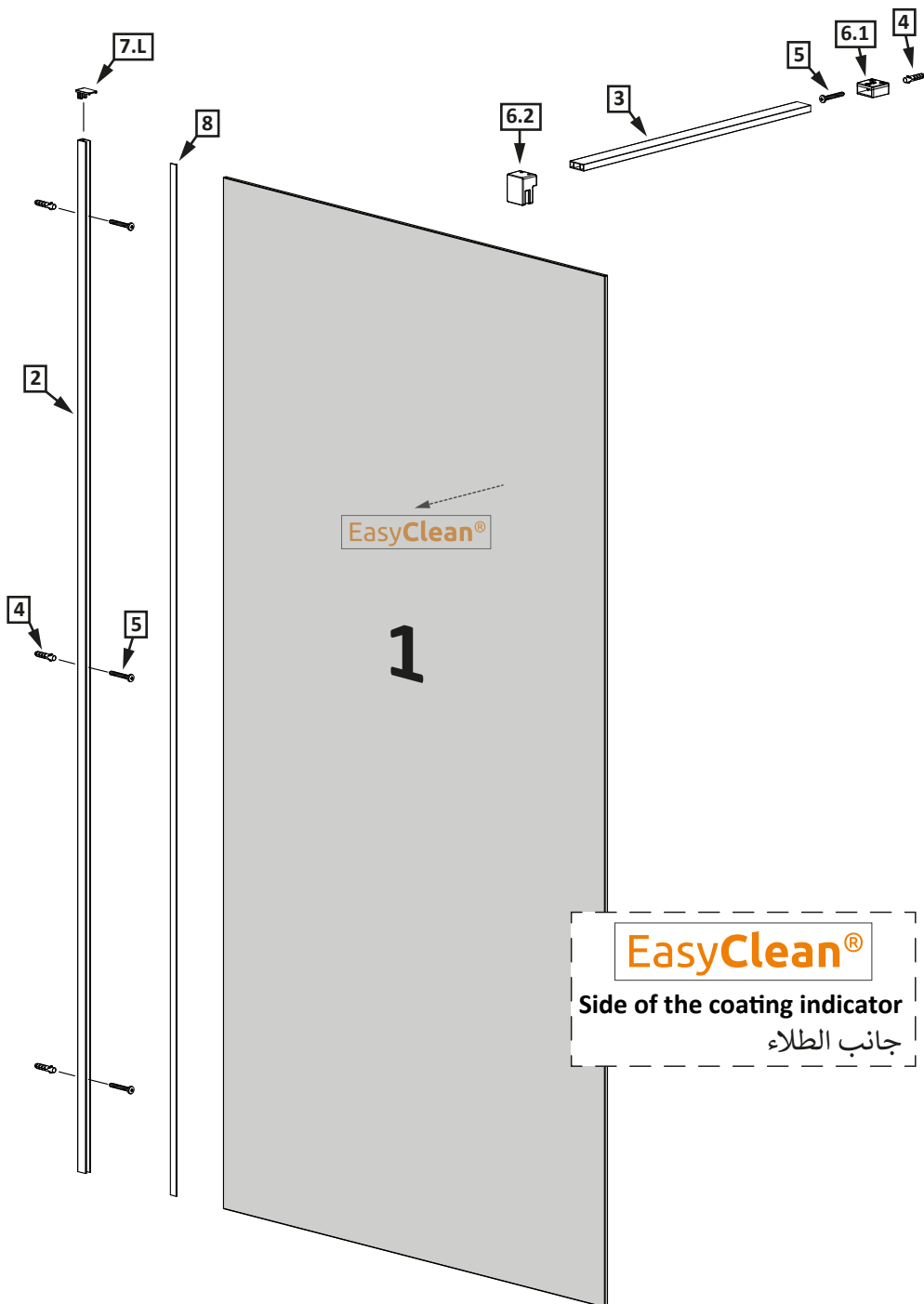


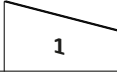










## Walk-in Shower Panel

Assembling instruction shows installation of left-side version

تعليمات تجميع نسخة الجانب الايسر





| Nr<br>رقم | Mark<br>علامة  | Pcs.<br>قطع |
|-----------|--|-------------|
| 1.        |                         | 1           |
| 2.        |                         | 1           |
| 3.        |                         | 1           |
| 4.        |  $\phi 6$               | 4           |
| 5.        |  4,2x38 DIN 7981        | 4           |
| 6.1       |                         | 1           |
| 6.2       |                         | 1           |
| 7.L       |                         | 1           |
| 7.R       |                         | 1           |
| 8.        |                         | 1           |
| 9.        | <br>1mm 2mm 3mm 4mm 5mm | 4           |

